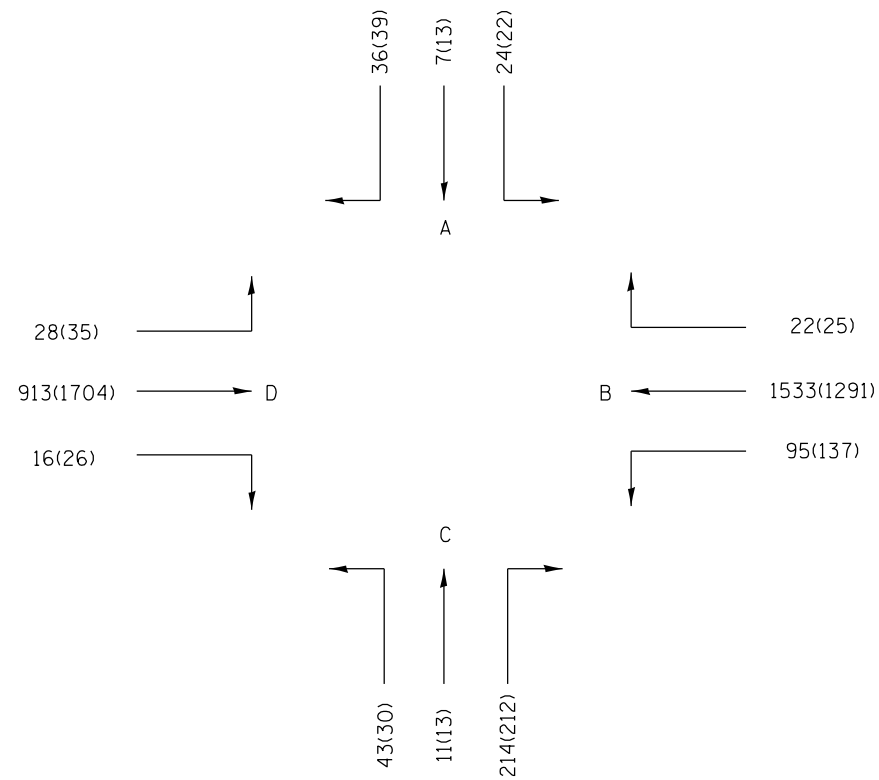
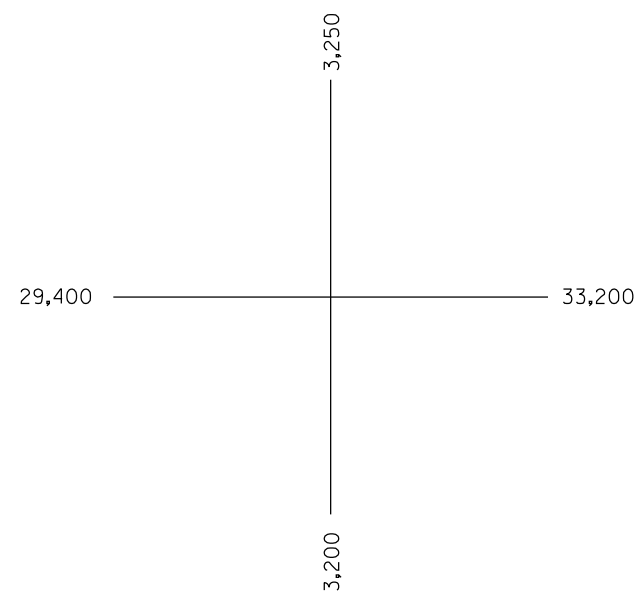


IL 13 & SPILLWAY ROAD


2011 AM(PM) PEAK TURNING MOVEMENTS



2011 AVERAGE DAILY TRAFFIC



73 ACCIDENTS 02/27/07 - 09/13/12



LEGEND:

- ← STRAIGHT
- ⊥ STOPPED
- ← UNKNOWN
- ← BACKING
- ← OVERTAKING
- ← SIDESWIPE
- ▭ PARKED
- ⚡ ERRATIC
- ⚡ OUT OF CONTROL
- ↘ RIGHT TURN
- ↙ LEFT TURN
- ↻ U-TURN
- ↻ OVERTURN
- ⊗ PEDESTRIAN
- ⊗ BICYCLE
- INJURY
- ⊙ FATALITY
- ⚡ NIGHTTIME
- ⊗ DUI
- △ 3RD VEHICLE
- * EXTRA DATA

FIXED OBJECTS:

- GENERAL
- ⊗ SIGNAL
- ⊗ TREE
- ⊗ POLE
- ⊗ CURB
- ⊗ ANIMAL