

Quick Facts

Illinois Crash Information 2014

Large Trucks*

The size and weight of large commercial trucks compared to passenger cars make motor vehicle crashes involving trucks a particular concern for passenger safety.

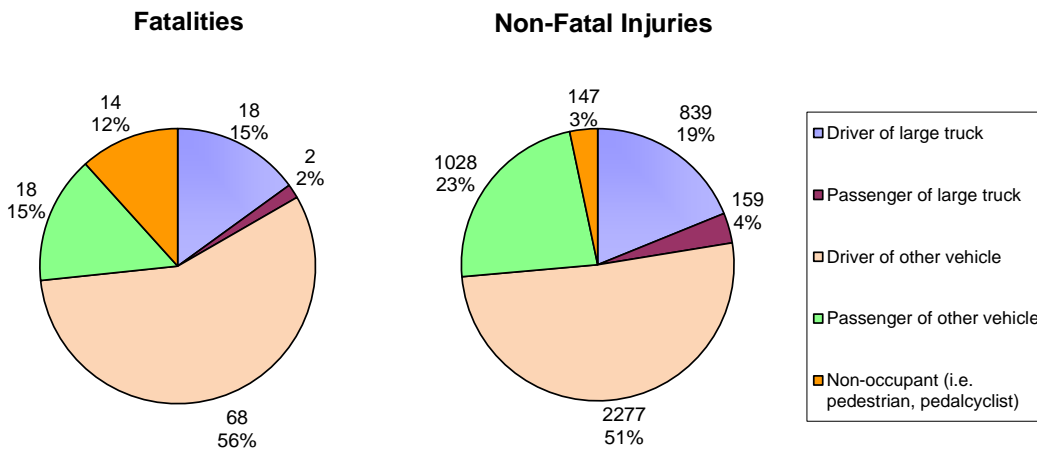
	All Crashes	Crashes Involving One or More Large Trucks
Crashes:	296,060	19,945
Fatal Crashes:	845	111
Injury Crashes:	61,081	3,198
Total People Involved:	691,312 ^a	44,495 ^a
Total Fatalities:	924 ^a	120 ^a
Total Non-Fatal Injuries:	84,649 ^a	4,450 ^a

^a Totals include occupants and non-occupants; e.g. 691,312 total people = 683,188 occupants + 8,124 non-occupants

Just 19,945 (6.7%) of all 296,060 crashes that occurred in Illinois in 2014 involved large trucks, yet these crashes accounted for 120 (13.0%) of all 924 traffic fatalities.

Population Affected

The majority of the fatalities (86 of 120, or 71.7%) and non-fatal injuries (3,305 of 4,450, or 74.3%) that occurred in crashes involving large trucks were among occupants—drivers and passengers—of the other vehicle(s) involved in these crashes, not among occupants of the large trucks themselves.



* Large trucks are defined as single-unit trucks and truck tractors with or without trailing units

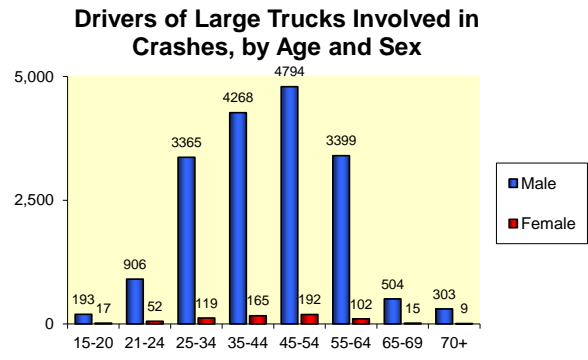
Note: Data as of November 12, 2015; with 296,060 crash records, 552,538 vehicle records and 692,412 person records.

The law regarding the reporting threshold for Property Damage Only crashes was amended effective January 1, 2009, resulting in decreased reporting of crashes in this specific category. It did not affect the reporting of injury or fatal crashes. For details of the reporting amendment, see also <http://app.idph.state.il.us/emsrpt/crash.asp>.

Funding and development of this fact sheet was provided by: Illinois Department of Transportation and Illinois EMSC (a collaborative program between the Illinois Department of Public Health and Loyola University Medical Center). February 2016

Driver Demographics

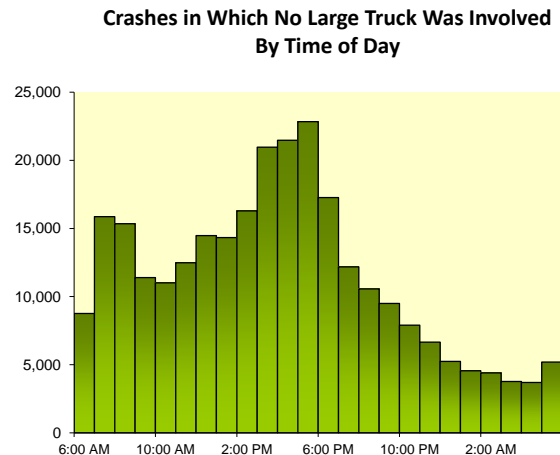
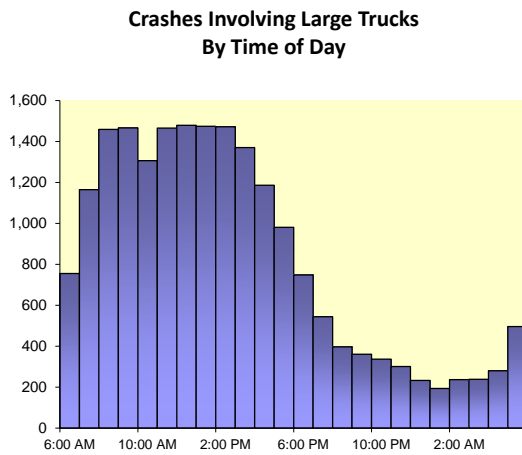
- 18,003 (96.3%) of all 18,688 drivers of large trucks involved in crashes in Illinois in 2014 were male[†]
- 12,907 (70.1%) of all 18,409 drivers of large trucks were aged 25 to 54[‡]



Where driver age and sex was known

Lighting Conditions and Time of Day

- 15,242 (77.0%) of all 19,806 crashes involving large trucks took place in daylight[§]
- 15,548 (78.8%) of all 19,726 crashes involving large trucks took place in clear weather[§]
- Crashes involving large trucks were more likely to take place between 7:00 AM and 6:00 PM than other crashes:



Road Use and Geographic Facts

- 13,185 (66.1%) of all 19,945 crashes involving large trucks took place on roads or highways that were classified as "urban" use
- 10,526 (52.8%) of all 19,945 crashes involving large trucks took place in Cook County
 - In comparison, Cook County accounts for just 29.5% of the annual vehicle miles traveled in Illinois**

	Crashes Involving One or More Large Trucks n (%)	Crashes Involving No Large Truck n (%)
Chicago	6,096 (30.6%)	76,647 (27.8%)
Suburban Cook County	4,430 (22.2%)	56,783 (20.6%)
Chicago Collar Counties	3,877 (19.4%)	57,650 (20.9%)
Rest of State - Urban	2,410 (12.1%)	44,197 (16.0%)
Rest of State - Rural	3,132 (15.7%)	40,838 (14.8%)

Note: Counties were stratified according to criteria defined by the Behavioral Risk Factor Surveillance System for the Illinois Department of Public Health
 URL: <http://app.idph.state.il.us/brfss/default.asp>

[†] Where driver sex was known

[‡] Where driver age was known

[§] Where conditions were known

** Source: 2014 Illinois Travel Statistics, Illinois Department of Transportation