

# Quick Facts

## Illinois Crash Information 2011

### Large Trucks\*

The size and weight of large commercial trucks compared to passenger cars make motor vehicle crashes involving trucks a particular concern for passenger safety.

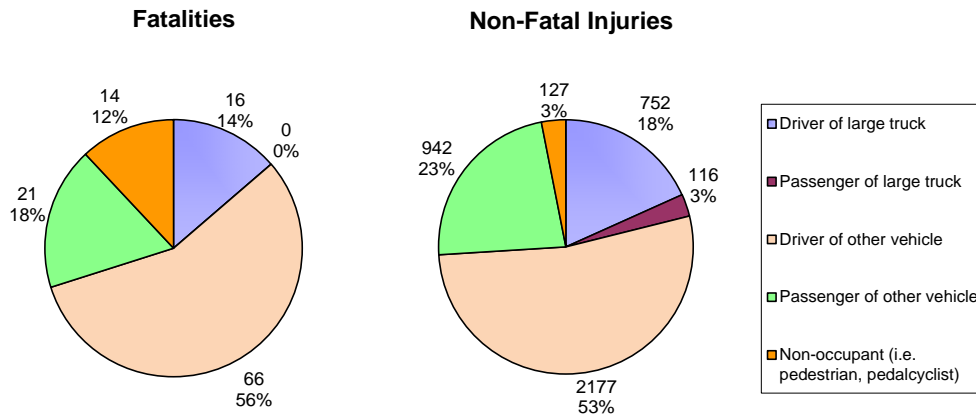
	All Crashes	Crashes Involving One or More Large Trucks
<b>Crashes:</b>	281,914	17,275
<b>Fatal Crashes:</b>	835	104
<b>Injury Crashes:</b>	60,056	2,921
<b>Total People Involved:</b>	665,697 <sup>a</sup>	38,954 <sup>a</sup>
<b>Total Fatalities:</b>	918 <sup>a</sup>	117 <sup>a</sup>
<b>Total Non-Fatal Injuries:</b>	84,215 <sup>a</sup>	4,114 <sup>a</sup>

<sup>a</sup>Totals include occupants and non-occupants; e.g. 665,697 total people = 657,345 occupants + 8,352 non-occupants

Just 17,275 (6.1%) of all 281,914 crashes that occurred in Illinois in 2011 involved large trucks, yet these crashes accounted for 117 (12.8%) of all 918 traffic fatalities.

### Population Affected

The majority of the fatalities (87 of 117, or 74.4%) and non-fatal injuries (3,119 of 4,114, or 75.8%) that occurred in crashes involving large trucks were among occupants—drivers and passengers—of the other vehicle(s) involved in these crashes, not among occupants of the large trucks themselves.



\* Large trucks are defined as single-unit trucks and truck tractors with or without trailing units

Note: Data as of October 22, 2012; with 281,914 crash records, 523,044 vehicle records and 665,697 person records.

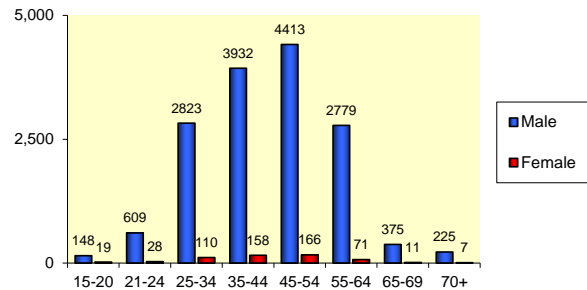
The law regarding the reporting threshold for Property Damage Only crashes was amended effective January 1, 2009, resulting in decreased reporting of crashes in this specific category. It did not affect the reporting of injury or fatal crashes. For details of the reporting amendment, see also <http://app.idph.state.il.us/emsrpt/crash.asp>.

Funding and development of this fact sheet was provided by: Illinois Department of Transportation and Illinois EMSC (a collaborative program between the Illinois Department of Public Health and Loyola University Medical Center). June 2013

### Driver Demographics

- 15,548 (96.4%) of all 16,136 drivers of large trucks involved in crashes in Illinois in 2011 were male<sup>†</sup>
- 11,604 (73.1%) of all 15,877 drivers of large trucks were aged 25 to 54<sup>‡</sup>

Drivers of Large Trucks Involved in Crashes, by Age and Sex

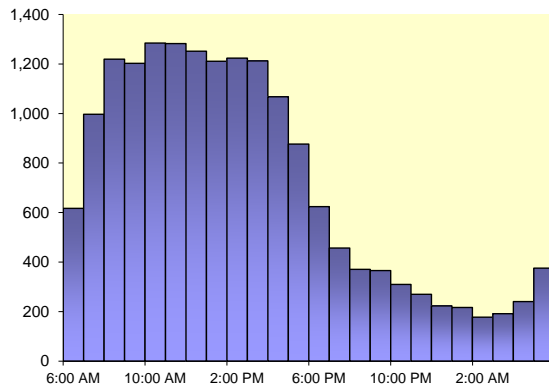


Where driver age and sex was known

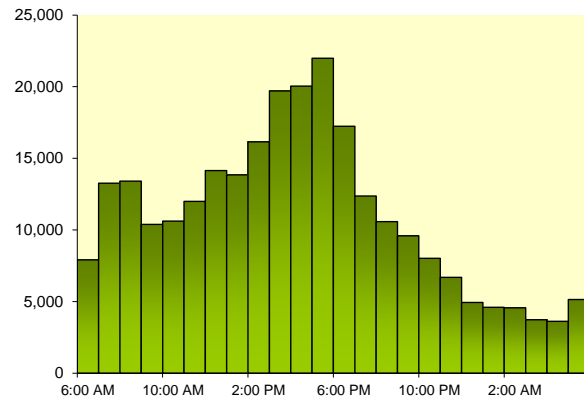
### Lighting Conditions and Time of Day

- 13,221 (77.0%) of all 17,160 crashes involving large trucks took place in daylight<sup>§</sup>
- 13,971 (81.8%) of all 17,088 crashes involving large trucks took place in clear weather<sup>§</sup>
- Crashes involving large trucks were more likely to take place between 7:00 AM and 6:00 PM than other crashes:

Crashes Involving Large Trucks By Time of Day



Crashes in Which No Large Truck Was Involved By Time of Day



### Road Use and Geographic Facts

- 14,634 (84.7%) of all 17,275 crashes involving large trucks took place on roads or highways that were classified as "urban" use
- 8,955 (51.8%) of all 17,275 crashes involving large trucks took place in Cook County
  - In comparison, Cook County accounts for just 30.7% of the annual vehicle miles traveled in Illinois<sup>\*\*</sup>

	Crashes Involving One or More Large Trucks	Crashes Involving No Large Truck
	n (%)	n (%)
Chicago	5,085 (29.4%)	72,855 (27.5%)
Suburban Cook County	3,870 (22.4%)	51,689 (19.5%)
Chicago Collar Counties	3,342 (19.3%)	53,347 (20.2%)
Rest of State - Urban	2,287 (13.2%)	44,746 (16.9%)
Rest of State - Rural	2,691 (15.6%)	42,002 (15.9%)

Note: Counties were stratified according to criteria defined by the Behavioral Risk Factor Surveillance System for the Illinois Department of Public Health  
 URL: <http://app.idph.state.il.us/brfss/default.asp>

<sup>†</sup> Where driver sex was known

<sup>‡</sup> Where driver age was known

<sup>§</sup> Where conditions were known

<sup>\*\*</sup> Source: Illinois Travel Statistics 2011, Illinois Department of Transportation